



CREATING RACING FANS AND BOOSTING BETTING THROUGH DATA AND EXPERIENCE

KYLE MCDONIEL
EQUIBASE

EQUIBASE

CHANGING EXPECTATIONS



The Evolution of
Sports Entertainment
Since 1992





RED TEAM: 0

WHITE TEAM: 1

10:00

LIVE









STATCAST
POWERED BY
Google Cloud

T C. SEAGER

EXIT VELOCITY

114.5 MPH
















PROJECTED HR DISTANCE

421 FT



FINAL ROUND

05 TO PLAY

1		CASEY	-11
		UIHLN	-11
3		B KOEP	-10
		GARCIA	-10
5		GOOCH	-9
		WOLFF	-9
		WIESBR	-9
8		NIEMNN	-8
		JOHNSN	-8
		SCHWAR	-8
		KIM	-8
		C KOEP	-8
13		KOKRAK	-7
		WESTWD	-7
		MCDOW	-7
16		ANCER	-6
		REED	-6
		LAHIRI	-6

LIV GOLF

3.89
55% FAIRWAY

4.23
22% MISS LEFT

4.62
23% MISS RIGHT

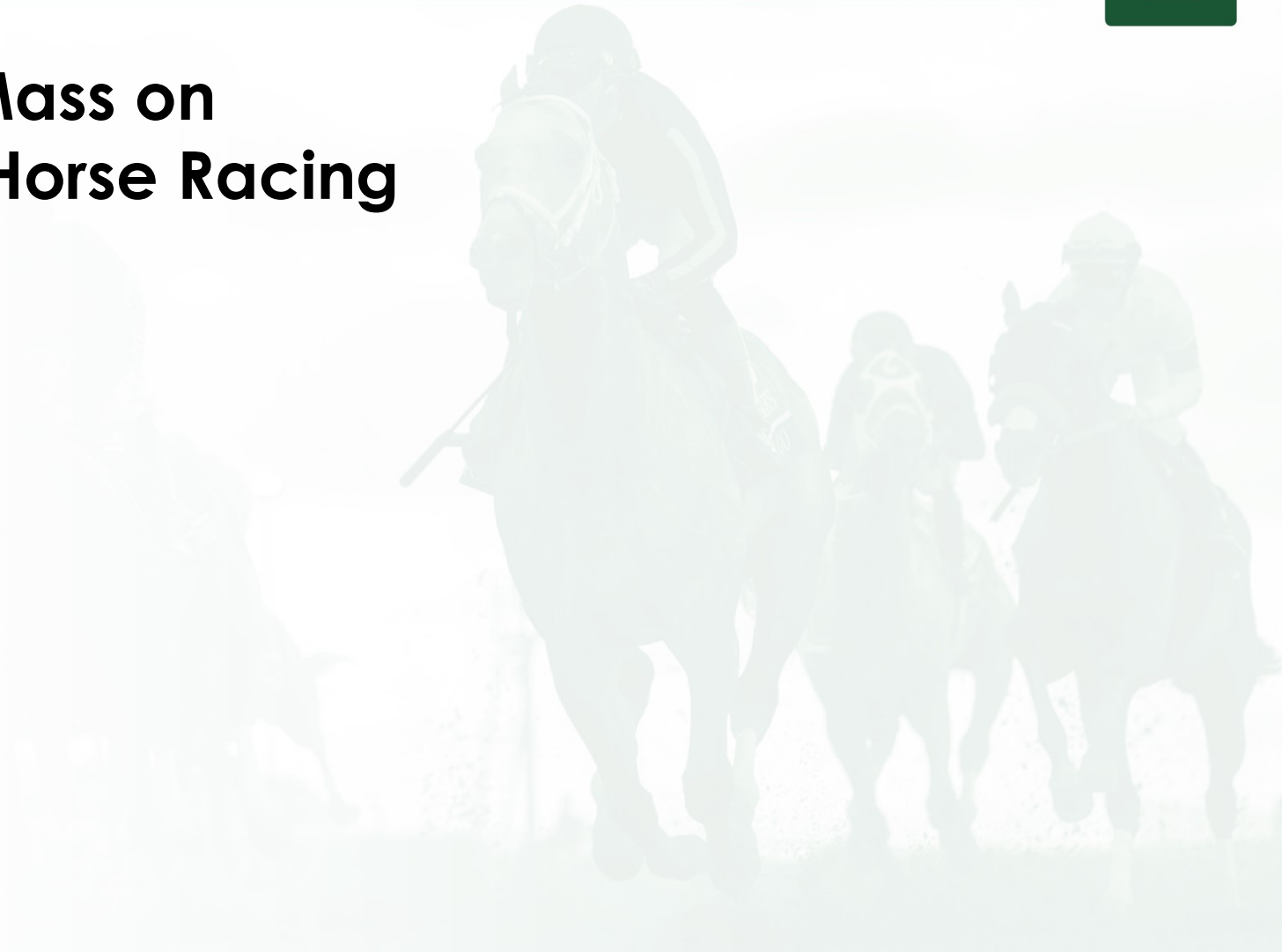
TOUR AVERAGE



CLOSING FAST



Reaching Critical Mass on Data Collection in Horse Racing



PARTNERING FOR SUCCESS



EQUIBASE



28 TRACKS UTILIZING E-GPS SERVICES



Thoroughbred Tracks:

- | | | |
|-----------------------------------|--|------------------------------|
| 1. Aqueduct ⁺ | 10. Gulfstream ^{**} | 18. Oaklawn ⁺ |
| 2. Assiniboia Downs ^{**} | 11. Horseshoe
Indianapolis ⁺ | 19. Pimlico ^{**} |
| 3. Belmont Park ⁺ | 12. Keeneland ⁺ | 20. Sam Houston [*] |
| 4. Canterbury [*] | 13. Kentucky Downs [°] | 21. Santa Anita ⁺ |
| 5. Churchill Downs ⁺ | 14. Laurel ^{**} | 22. Saratoga ⁺ |
| 6. Colonial | 15. Lone Star ^{**} | 23. Tampa Bay ^{*°} |
| 7. Del Mar ^{**} | 16. Louisiana Downs ^{**} | 24. Turfway ^{**} |
| 8. Ellis Park ⁺ | 17. Monmouth [°] | 25. Woodbine ^{**} |
| 9. Golden Gate | | |

Harness Tracks:

- | | |
|-----------------------------|---------------------------------|
| 1. Hoosier ⁺ | 3. Woodbine Mohawk ⁺ |
| 2. Meadowlands ⁺ | |

* Utilizing E-GPS Hybrid timing

+ Utilizing E-GPS graphics presentation

° Utilizing E-GPS graphics feed to third party

**Represents 75% of North
American Handle**



**MARYLAND
JOCKEY CLUB**
AT PIMCO

5

SEP 16, 2023


1/4

23.62




			WIN %
2	BENEATH THE STARS	10-1	26%
9	INTREPID DAYDREAM	1-1	43%
4	SWEET GRACIE	4-1	16%
7	DECO STRONG	19-1	4%
3	BOURBON WILDCAT	60-1	1%

2 9 4 3 10



AQUEDUCT
RACE 2

6	5/2	10	3	3	2	5	8	11	54
PALACE GOSSIP		STUCK ON KITTEN		O'GOTTEN GIRL		SINGE		I'M A HUGGER	



6 0.563 0.75

10 0.48

5 0.78

7 0.68

10 0.34

4 0.81

6¹⁰
3⁵
2
11⁷
8
4

DOING MORE WITH DATA



- **Deeper, More Accurate Data**
- **Designing Better Ways to Consume**
- **Better Storytelling and Attracting New Fans**



DEPTH AND ACCURACY



- Gate Device
 - Consistency in Timing
 - Run-up Timing
- RTK Technology
 - Exact positioning and timing
 - Visualizations
 - Distance Traveled
- Computer Vision / ML
 - Additional Clarity

STRIDE LENGTH AND FREQUENCY

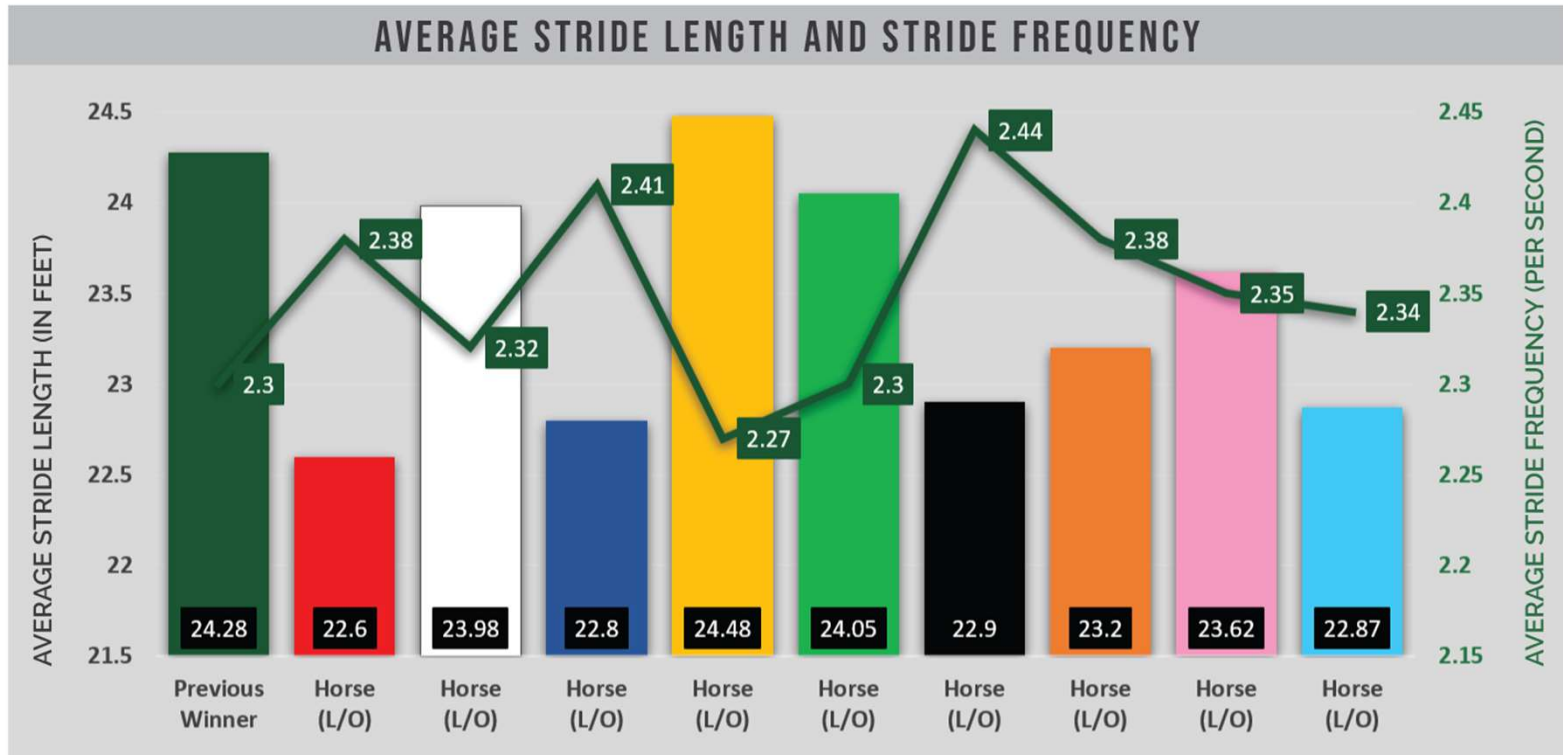


**HORSESHOE
INDIANAPOLIS**

06-29-2023
RACE 6
4:45 P.M. ET

6 F
DIRT
3YO+

DATA POWERED BY
EQUIBASE + TOTAL PERFORMANCE DATA



■ AVERAGE STRIDE LENGTH (IN FEET)

— AVERAGE STRIDE FREQUENCY (PER SECOND)



GPS Data For Arabian Knight [Ⓢ]

1	09-02-2023 10DMR FT 1 1/4M	1/4	1/2	3/4	Stretch	Finish
2	Average speed (mph)	40.84	37.54	36.35	34.95	32.85
	# of strides	12.5	13.2	13.7	14.1	14.6
3	Cumulative # of strides	54.3	105.7	160	215.4	272.9
4	Average stride length (ft)	26.4	25.03	24.09	23.59	22.61
5	Average strides per second	2.27	2.2	2.21	2.17	2.13

CASUAL HANDICAPPERS



RACE 6

Filter by Statline Category

Horses To Watch

Track Speed

Red Hot

Exotics

Trainer

Jockey Trainer Combo

Horses To Watch

Master of The Seas (IRE) is a horse to watch based on Equibase® Speed Figures and lengths back to third in most recent start. On October 7, 2023 (25 days ago), Master of The Seas (IRE) posted a 111 Equibase® Speed Figure at Keeneland in the Coolmore Turf Mile S. going 8 furlongs for trainer Charles Appleby and jockey James Doyle - finishing 2nd, 3 lengths ahead of the next horse. Over the past 45 days, that's the 3rd best speed figure of any stakes runner-up in the US/CAN that finished more than 3 lengths ahead of the third place horse and has yet to run back. Race comments: "unhurried early, inside 5/16, angled 5w, missed, game" **#14 Master of The Seas (IRE) - 7/2**

Exaulted excels at today's distance (8 furlongs) on the Santa Anita Park turf, having won 4 of 4 (100%) career races at the distance on the surface at the track. That performance includes 4 wins, 0 seconds, 0 thirds - going off at average odds of 4 to 1. Exaulted last raced at 8 furlongs over the Santa Anita Park turf on May 29, 2023. **#12 Exaulted - 20/1**

On October 14, 2023, racing for Saeed bin Suroor with Oisín Murphy aboard, Mawj (IRE) set the pace at the half-mile mark (0:47.72) of a 9 furlong turf route Stakes race at Keeneland and went on to win in 1:48.06. The 119 Equibase® Speed Figure is the 2nd best figure of any turf route half-mile race leader and winner across the US/CAN in the past 60 days **# 6 Mawj (IRE) - 4/1**

6

Inspiral (GB)

Jockey: [Lanfranco Dettori](#)

Trainer: [John H. M. Gosden](#)

Owner: [Cheveley Park Stud, Ltd.](#)

Go Place Your Bet!

Santa Anita

Nov 4, 2023

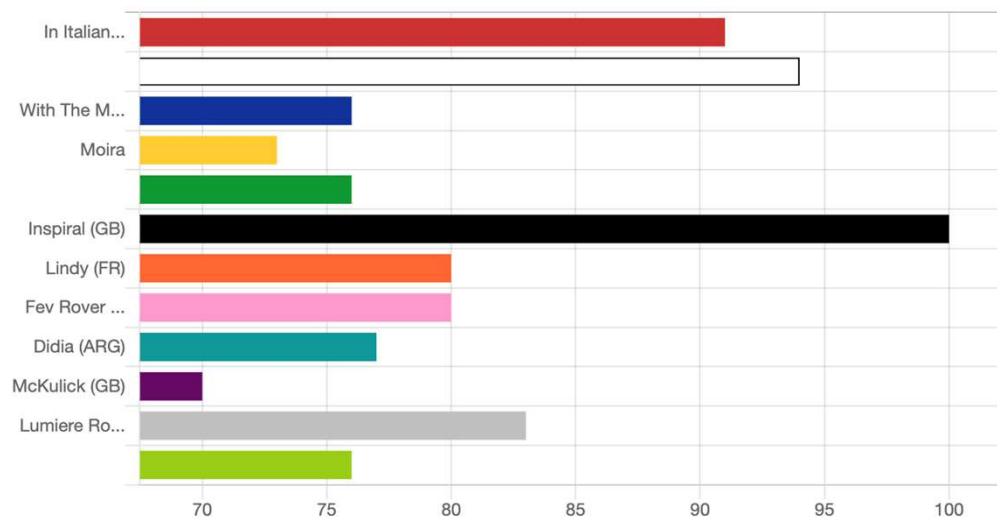
Race 4

\$2 Place on #6

Total: \$2.00

Make a \$2 Place wager on #6 Inspiral (GB) based on an average of all the handicapping factors considered by SmartPick. You win the bet if #6 finishes First or Second.

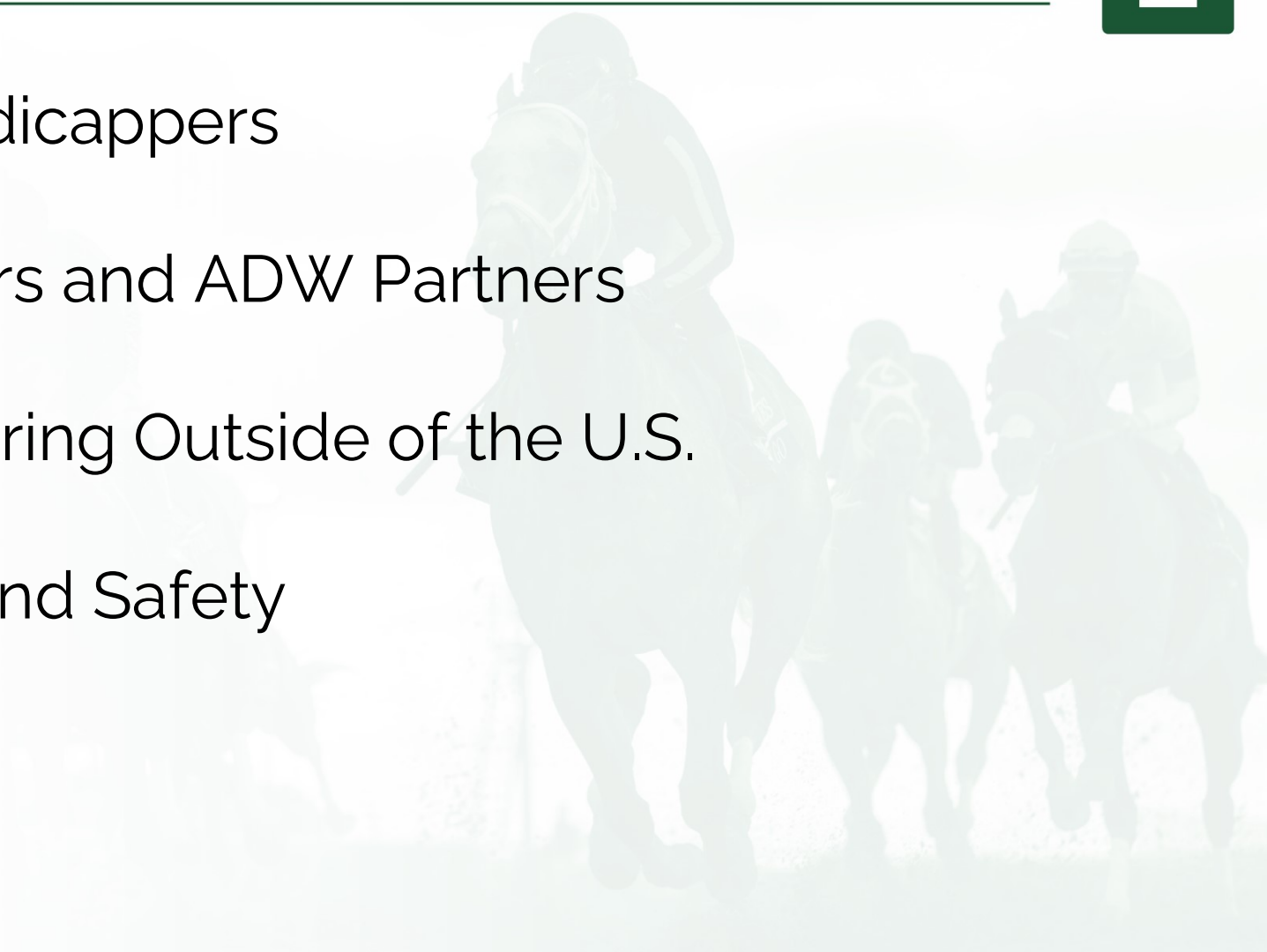
Rating Analysis



A MYRIAD OF USES



- Professional Handicappers
- Broadcast Partners and ADW Partners
- In-Running Wagering Outside of the U.S.
- Training, Health and Safety



EQUIBASE

